



# Guide to the GALILEO Reporting Tool

October 2010

# Table of Contents

- Overview
- Old and New Reporting Tools
- Data Repository: What Data Is or Is Not Available
- How Data is Collected
- Description of New Reporting Tool Environment
- How to Run Reports:
  - Database Report for Single Institution
  - Vendor Report for Single Institution
  - Database Report for multiple institutions
  - Vendor Report for multiple institutions
- Tips on Making the Most of GALILEO Usage Reports

# Overview: GALILEO Usage Statistics (1/2)

GALILEO, Georgia's Virtual Library, has been capturing usage data from its system since its inception in 1995 and aggregating data from database vendors since 2002. GALILEO maintains a repository of usage data that includes both system data (gathered automatically by the GALILEO system) and vendor data (gathered manually or through vendor-automated delivery). The GALILEO reporting tools act in connection with a central repository usage statistics in order to allow users to create usage reports for specific institutions or groups of institutions, specific databases or groups of databases, and specific data elements, over specific periods of time.

GALILEO offers a research portal through which over 2,000 institutions may access hundreds of resources. The ability to gather and report data in this complex environment across many years and many changes is a multi-dimensional problem. Every change in subscription requires a new effort to capture new statistics while maintaining access to previous statistics to products no longer available or even in existence. Every change a vendor makes to a database may impact their statistical reports, changes to which impact GALILEO's data in turn. GALILEO has a history of seeking out solutions that provide economies of scale, and usage data is one source for documentation of success. This history and ability to provide information consistently and accurately has had many pitfalls.

# Overview: GALILEO Usage Statistics

## 2/2

GALILEO was originally built on OCLC's SiteSearch Software, which provided Z39.50 searches of both local (ProQuest and EBSCO) and vendor-hosted (OCLC FirstSearch) collections. From 1995-1998, the GALILEO system captured detailed information about user logins, types of searches, indexes searched, and full-text usage. In 1998, the GALILEO vendors began to offer robust web interfaces with more features than were possible through the GALILEO interface. At that time, GALILEO began a transition to becoming a web portal to multiple different subscription resources in addition to locally-developed resources. From 1998 to 2002, database-vendor-provided data proved elusive and impossible to capture. Many vendors did not and do not provide data on the usage of their products, consortial reporting features were and are not widely available, and data elements were and are not consistent from vendor to vendor. The disappearance of data from the aggregated repository belied the actual use, undermining accountability reporting.

Beginning in 2003-4, with the assistance of the Vendor Performance Assessment Committee, GALILEO embarked on a project to collect, normalize, and make available through a revised reporting tool as much vendor-provided usage data as possible. This guide provides an overview of the data, the old and new reporting tools, steps to create specific reports, and tips for working with usage statistics.

# Old and New Reporting Tools (1/2)

## Original Reporting Tool

- <http://dbs.galib.uga.edu/stats/html/stats.html>
- Offers data repository collected from the GALILEO system (1995-present) and database vendors (2002 to present for most)
- Tool allows selection of institutions, databases, data types, including date ranges (days, weeks, months)
- Reports group each data type separately (searches, full-text, etc.)
- Reports output to screen (HTML) or as delimited text

# Old and New Reporting Tools (2/2)

## New Reporting Tool

- <http://www.galileo.usg.edu/stats>
- Utilizes same data repository as original reporting tool (data collected from GALILEO system (1995-present) and database vendors (2002 to present for most))
- Provides a default landing page for each institution that shows current month's data and links to additional reporting tool options
- Reporting tool allows selection of institutions, databases, data types, including date ranges (months, fiscal years)
- Reports output to screen (HTML) in graph or table format. Graphs can be downloaded for use in documents. Tables utilize standard column headings for data types (searches, full-text, etc.) and rows for databases. Tables can be exported as delimited file (download).

# What is Included in the GALILEO Statistics Data? (1/2)

- Data repository includes data collected from the GALILEO system (1995-present) and database vendors (2002 to present for most)
- GALILEO System:
  - Sessions (logins to browser sessions)
  - Links Chosen (to resources in GALILEO menus)
- GALILEO System-Hosted databases (some, not all):
  - Keyword searches
  - Browse searches
  - Full-text views
  - Citation Views
  - Indexes Searched

# What is Included in the GALILEO Statistics Data? (2/2)

- Data repository includes data collected from many of the GALILEO database vendors
  - Britannica (2002 to present)
  - EBSCO (2002 to present)
  - FirstSearch Base Package (Subscription, Not Per Search; (2005 to present)
  - LexisNexis (2002 to present)
  - ProQuest (2002 to present)
  - SIRS (July 2006 to present)
- Data is collected monthly
- Collected data elements include:
  - Searches
  - Full-Text Views
  - Citation Views

# Definitions (1/2)

<b>GALILEO</b>	<b>COUNTER, Code of Practice, Version 3.0, Released August 2008</b> <b>Appendix A: Glossary of Terms</b>  <a href="http://www.projectcounter.org/code_practice.html">http://www.projectcounter.org/code_practice.html</a>		
Searches	3.1.2.10	Search	A specific intellectual query, typically equated to submitting the search form of the online service to the server (EBSCO, abridged)
Citation Views	3.1.2.6	Article header	That subsection of an article which includes the following information: publisher; journal title, volume, issue and page numbers; copyright information; list of names and affiliations of the authors; author organization addresses; title and abstract (where present) of the article; keywords (where present)
Links Chosen	3.1.2.13	Link-out	Linking from one online resource to another. The act of clicking the link and moving to a page on another site. Generally used to measure activity for library-configurable links as might be found in a link server. The domain name of the target of the link in the transaction to be recorded. (EBSCO).
GALILEO Sessions	3.1.4.2	Session	A successful request of an online service. It is one cycle of user activities that typically starts when a user connects to the service or database and ends by terminating activity that is either explicit (by leaving the service through exit or logout) or implicit (timeout due to user inactivity) (NISO)

# Definitions (2/2)

<p><b>GALILEO</b></p>	<p><b>COUNTER, Code of Practice, Version 3.0, Released August 2008</b>  <b>Appendix A: Glossary of Terms</b></p> <p><a href="http://www.projectcounter.org/code_practice.html">http://www.projectcounter.org/code_practice.html</a></p>			
<p><b>Full-Text Views</b></p>	<p>3.1.2.1</p>	<p>Item</p>	<p>Full text article, TOC, Abstract, Database record</p>	<p>A uniquely identifiable piece of published work that may be: a full-text article (original or a review of other published work); an abstract or digest of a full-text article; a sectional HTML page; supplementary material associated with a full-text article (eg a supplementary data set), or non-textual resources, such as an image, a video, or audio).</p>
	<p>3.1.2.1.1</p>	<p>Full-text item</p>	<p>Full-text article, book chapter</p>	<p>A category of 'item' such as a full-text journal article, a book chapter, or an encyclopedia entry</p>
	<p>3.1.2.2</p>	<p>Full- Content Unit</p>		<p><i>Journals:</i> article  <i>Books:</i> Minimum requestable unit, which may be the entire book or a section thereof.  <i>Reference Works:</i> content unit appropriate to resource (eg dictionary definitions, encyclopedia articles, biographies, etc)  <i>Non-textual resources:</i> file type as appropriate to resource (eg image, audio, video, etc) (ICOLC)</p>
	<p>3.1.2.3</p>	<p>Article</p>		<p>An item of original written work published in a journal, other serial publication, or in a book. An article is complete in itself, but usually cites other relevant published works in its list of references, if it has one.</p>

Other Related Counter Definitions: PDF, HTML

# What is Not Included in the GALILEO Statistics Data? (1/2)

- Some vendors do not have the structure in place to gather statistics on a consortial basis. They may provide institution-specific reports, but the data set is too large for GALILEO to collect and norm efficiently. Other vendors do not provide statistics at all.
- GALILEO statistics do not distinguish between on- and off-site usage. While this may be desirable, the widespread use of proxy servers for off-site authentication renders the distinction meaningless.
- GALILEO does not collect data elements other than those referenced in in the “What is included” section, although they may be available.

# What is Not Included in the GALILEO Statistics Data? (2/2)

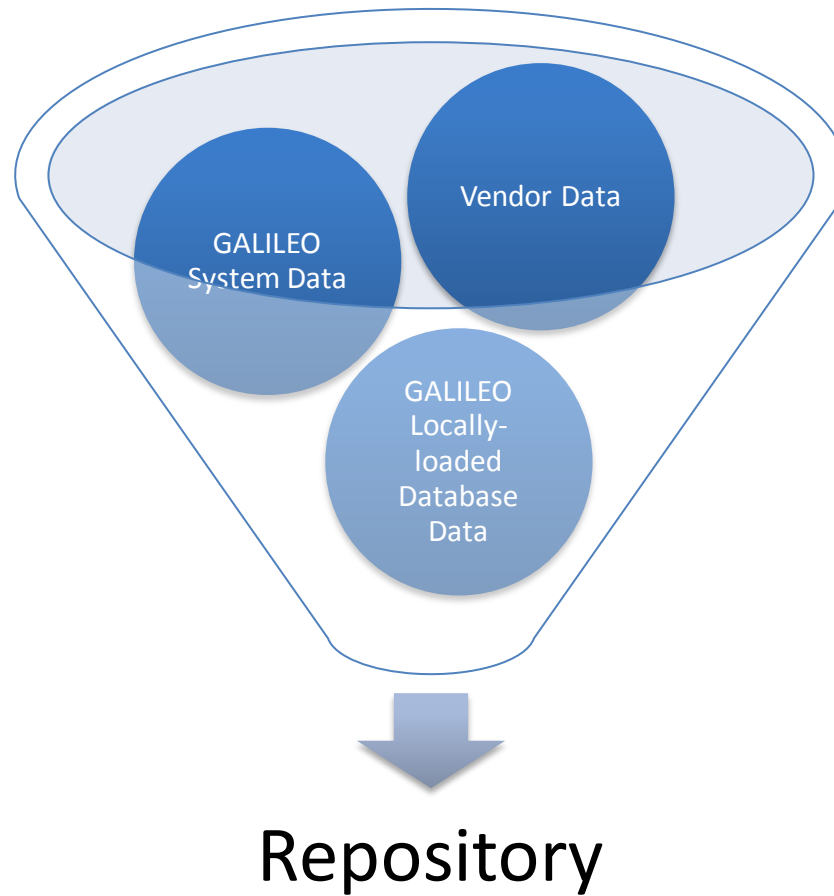
- Journal usage data
- Federated search data
- GALILEO Local Resource Integration (GLRI) Library-Managed Database Vendor Statistics (Only “Links Chosen” data available)
- Additional Counter Report Elements, including:
  - Publisher
  - Platform
  - Searches -- Federated and automated
  - Total sessions
  - Sessions – Federated and automated
  - Page Type (Database Turnaways)
  - Service name
  - Page Type (HTML)
  - Page Type (PDF)

# How is GALILEO Usage Data Collected?

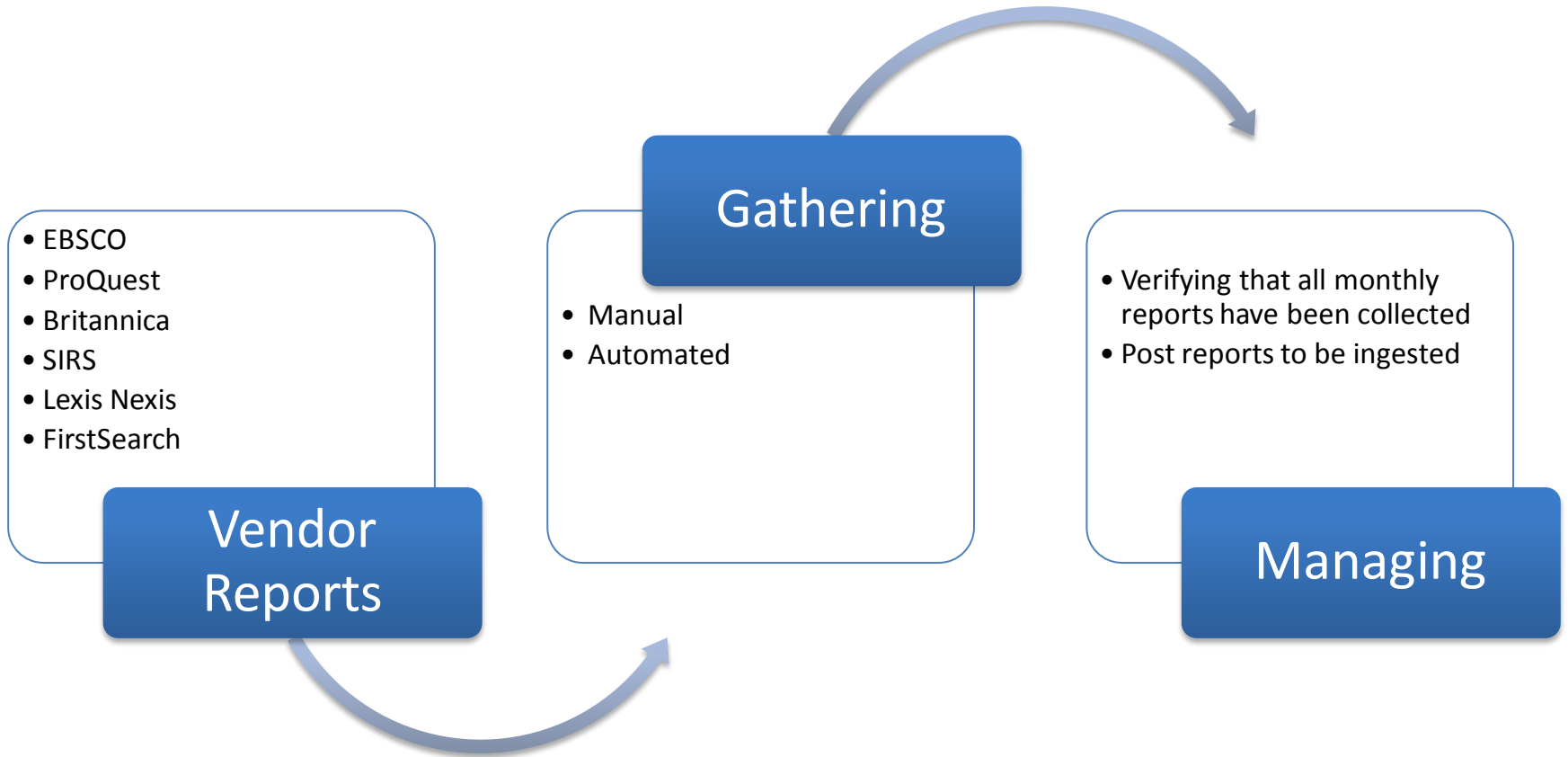
- Vendor usage is collected each month through scheduled delivery when available and manual collection processes when not.
- Data is conformed, normalized, and loaded into data repository through individual loading programs for each vendor
- GALILEO staff conduct quality checks to be sure the data has loaded correctly. Changes to vendor accounts and resources can introduce anomalies to the reports for which the loading programs must be rewritten.
- New statistics are usually available in the repository by the middle of each month.

# Statistics

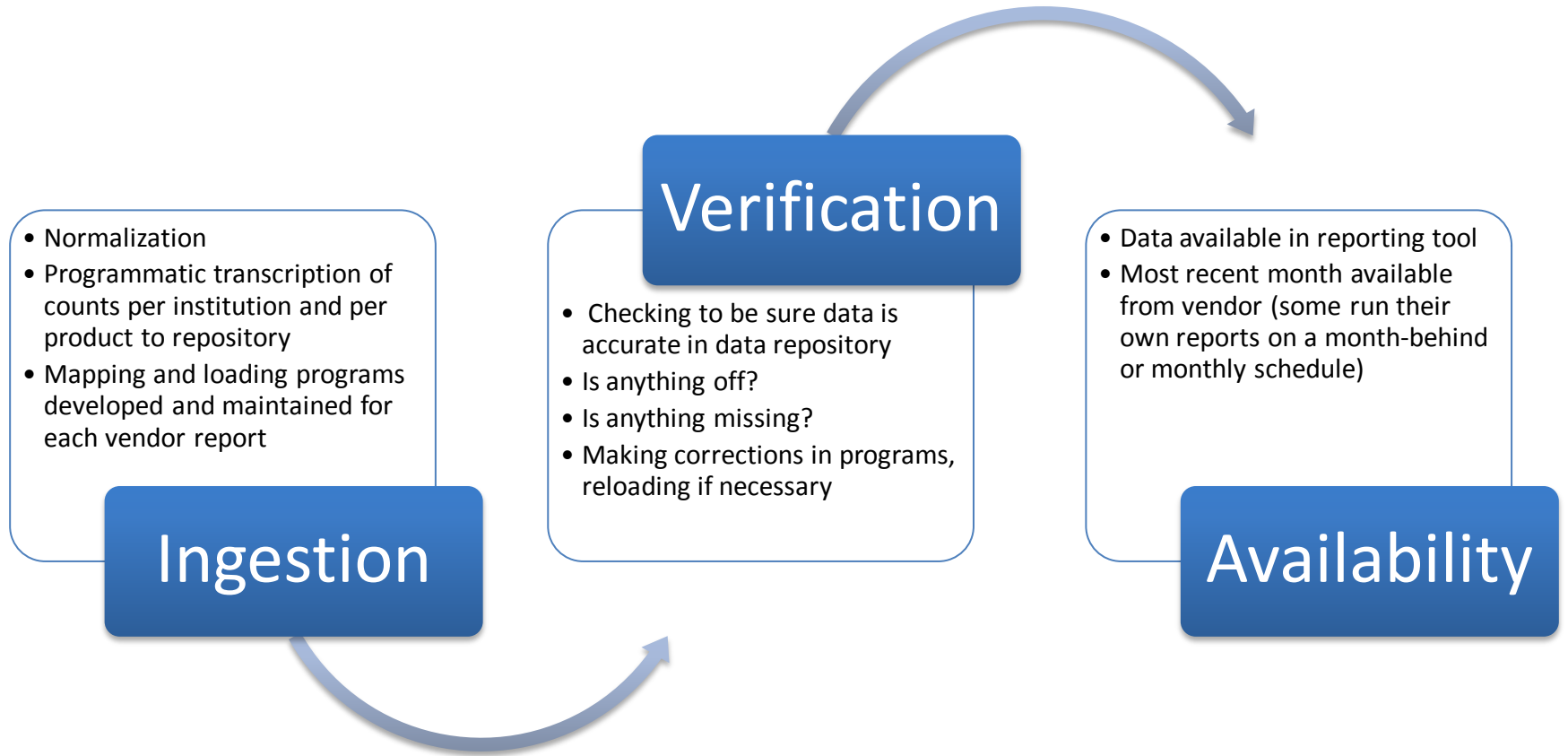
## Gathering and Consolidation Process



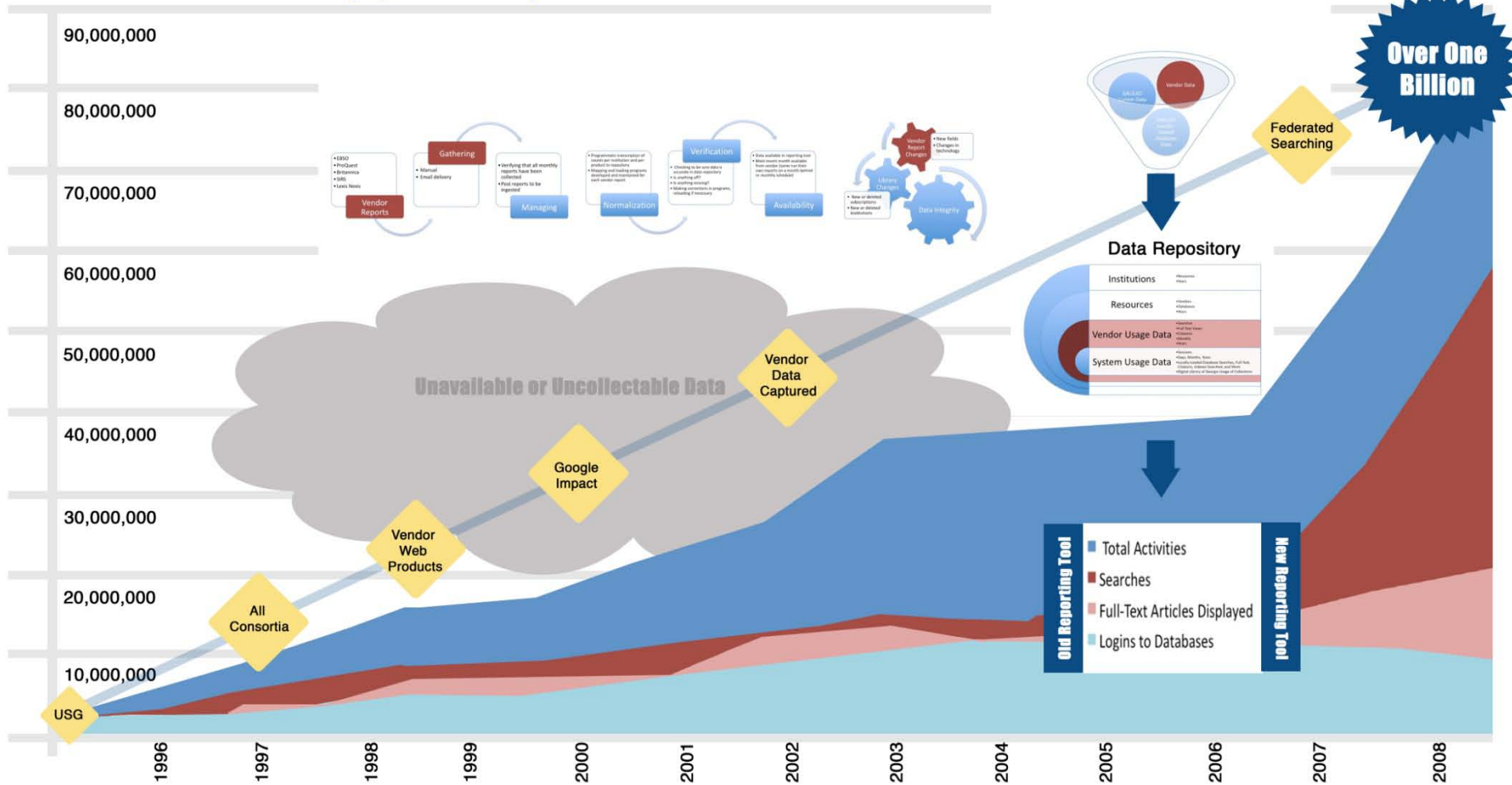
# Vendor Data Collection (1/2)



# Vendor Data Collection (2/2)



# Usage Statistics Collection and Reporting




# Reports and Instructions

- Institutional Landing Page
- Database Report for Single Institution
- Vendor Report for Single Institution
- Database Report for multiple institutions
- Vendor Report for multiple institutions

## Institutional Landing Page: <http://www.galileo.usg.edu/stats>

- Shows your institution by default if you have an on-campus IP or are logged into GALILEO with campus password.
- Shows the calendar year-to-date for all databases through most current month available by default
- Report Settings
- Export Options
- Explore other reporting options



Georgia's Virtual Library  
**GALILEO**  
An Initiative of the University System of Georgia

**Usage Statistics**  
October 12, 2010  
Single Institution Report

**1** Emory University (emu1)

**2** Jan 2010-Sep 2010

**3**

Report Settings	Databases	Searches	Full-Text Views	Citation Views	Links Chosen	GALILEO Sessions
<b>Institutions Covered (1):</b> emu1	ABI/INFORM Complete (zuca)	120,813	14,033	5,319	1,184	n/a
<b>Statistics (5):</b> Searches / Full-Text Views / Citation Views / Links Chosen / GALILEO Sessions	ABI/INFORM Dateline (zuad)	25,868	347	38	63	n/a
<b>Months (9):</b> Jan 2010-Sep 2010	Academic Search Complete (zbac)	108,319	116,895	385,268	4,660	n/a
<b>Databases Covered (202):</b> zuca zuad zbac zbap zutx zbad fpro zbag zbah zoap zbal acst zual zeba zhou zosr arts atln zuaj zajc aafa bald zobb gett eske zbnf zbir zbie zebk zelz zbhc zbsx zuct zdgc gact cdc1 zlca cedl crdl zlcu zocp cole zbcm anac zebm zbco zbcc zbch zmcc jenk dlgl zudi zobo zbeh zbim zbes zbda zbec zben zgge zebj zebp zpea zebo zepk zehs zepl zbev zoer zber zeri zomt fdsy zba zbfw zgac libx zbga znag znar gaph zlcx zncd znch znah gded znls gppd zlgx zlgn zgl gejl glib zpin ganp sreg gpls znsa setd zpqs zngn zogp gnfo zgil zgoo zgus zog1 zbgf zbhc zbhn larc zbha huga zbhr zuho zbho zbhu zbis zgin zbin zbth zbww jced zbks zble zkau zbli zblr zhlr zupn:los_angeles_times mact zbma zbmp zbmd zbme zomd imei zbmm imer zebd zbms mltn zbml nsdl zzna zmln ngen zupn:new_york_times znta znyt zbns znlm zknl zkne zoai zvda zopi zeps zbps zop1 zbpd zupd zued zupn zure zuss zbpb grab zbrn zbrp zurl zreu zbbe hawk sanb zbsi zbzd zssd zskz zsws isoj zbso zbsc sois cawe zbst gdte zbts getd gusg zfgo vang vchl zbvc ivoj wasj zupn:wall_street_journal zowa zewd zbwh zowc zodt	Academic Search Premier (zbap)	n/a	n/a	n/a	8	n/a
<b>Database (Row) Totals:</b> OFF	Accounting and Tax Database (zutx)	n/a	n/a	n/a	3	n/a
<b>Report (Col) Totals:</b> ON	Advanced Placement Source (zbad)	2,152	1,521	242	8	n/a
<b>Report time : 0:00:01 (h:m:s)</b>	African American Funeral Programs from the East Central Georgia Regional Library (fpro)	n/a	n/a	n/a	3	n/a
<b>Export File Settings:</b>	AGRICOLA (zbag)	2,673	n/a	185	119	n/a
Delimiter: <input checked="" type="radio"/> , <input type="radio"/> ; <input type="radio"/>   <input type="radio"/> tab	Alt HealthWatch (zbah)	3,163	3,628	938	152	n/a
<input type="button" value="Export"/> <b>Export Data with current settings</b>	The Alternative Press Index (zoap)	n/a	n/a	n/a	11	n/a
<b>Want More Stats?</b>	America: History & Life (zbal)	5,283	n/a	1,881	n/a	n/a
This report is showing only your institution's Year-To-Date data.	American Chemical Society Journals (acst)	n/a	n/a	n/a	2	n/a
<input type="button" value="More"/> <b>Click More to view other months, institutions, graphs, or use advanced options</b>	Ancestry Library Edition (zual)	n/a	n/a	n/a	1,101	n/a
<a href="#">Need Help?</a> <a href="#">Provide Feedback About Tool</a>	Annals of American History (zeba)	188	44	n/a	52	n/a
	Archive Finder (zhau)	n/a	n/a	n/a	18	n/a
	ArticleFirst (zosr)	208	n/a	n/a	45	n/a
	Arts of the United States (arts)	n/a	n/a	n/a	32	n/a
	Atlanta Historic Newspapers Archive (atln)	n/a	n/a	n/a	14	n/a
	The Atlanta Journal Constitution (zuaj)	7,498	5	6	3	n/a
	Atlanta Journal Constitution (zajc)	n/a	n/a	n/a	2	n/a

**4**

**5**

# Database Report for Single Institution

1. Select "Reports."
2. Select "Single Institution" under "Reports."
3. Choose whether you want to include "Row Totaling," "Column Totaling" or "Show Report Settings" in the report.
4. Select the type of data you are interested in gathering (i.e. Search, Full-Text etc.) under "Statistics."
5. Under "Dates," Choose the month, year(s), or fiscal year.
6. Select your institution under "Institutions."
7. Select a database(s) under "Databases."
8. Run report ("Create Single Inst Rpt").
9. On the report page under "Export File Settings," you have the option to export the report.

**1** Graphs **Reports**

**2** Single Institution

**3**  Row Totaling  
 Column Totaling  
 Show Report Settings

**4** **Statistics ::**  
 all  none  
 Searches  
 Full-Text Views  
 Citation Views  
 Links Chosen  
 GALILEO Sessions

**5** **Dates ::**  Months  Years  
 Show Fiscal Years   
 Mar 2009  
 Feb 2009  
 Jan 2009  
 Dec 2008  
 Nov 2008  
 Oct 2008  
 Sep 2008  
 Aug 2008  
 Jul 2008

**6** **Institutions (455) ::** Limit by User Group   
 Agnes Scott College (ascl)  
 Albany State University (alb1)  
 Albany Technical College (albt)  
 Alpharetta Methodist Christian Academy (psal)  
 Altamaha Technical College (alta)  
 American Intercontinental University (amco)  
 AMPALS Test Site (temp)  
 Andrew College (and1)  
 Appalachian Technical College (pict)

**7** **Databases (99) ::** Limit by Vendor   
 ABI/INFORM Complete (zuca)  
 ABI/INFORM Dateline (zuad)  
 Academic Search Premier (zbap)  
 Advanced Placement Source (zbad)  
 AGRICOLA (zbag)  
 Ancestry Library Edition (zual)  
 Annals of American History (zeba)  
 ArticleFirst (zosr)  
 Atlanta Journal Constitution (zejc)

**8** Create Single Inst Rpt

**9** **Export File Settings:**  
 Delimiter:  ,  ;  |  tab  
 **Export Data with current settings**

**Header Frequency**

Copyright ©1995-2010, GALILEO, USG

Databases	Searches	Full-Text Views	Database Totals
Academic Search Complete (zbac)	1,573	280	1,853
Alt HealthWatch (zbah)	117	20	137
Business Source Complete (zbbc)	96	4	100
LexisNexis Academic (zxa)	n/a	54	54
<b>Report Totals</b>	<b>1,786</b>	<b>358</b>	<b>2,144</b>

# Vendor Report for single institution

1. Select "Reports."
2. Select "Vendor" under "Reports."
3. Choose whether you want to include "Column Totaling" or "Show Report Settings" in the report.
4. Select the type of data you are interested in gathering (i.e. Search, Full-Text etc.) under "Statistics."
5. Under "Dates," Choose the month, year(s), or fiscal year.
6. Select your institution under "Institutions."
7. Select a vendor or vendors under "Databases."
8. Run report.
9. On the report page under "Export File Settings," you have the option to export the report.

**Usage Statistics**  
Please select the criteria for the output you want  
(Need Help?) (Provide Feedback About Tool)

Reset All Choices to Defaults

**1** **Graphs:** **Reports**

**2** **Single Institution**

**3** **Multi-Institution**

**4** **Vendor**

**5** **Dates:**  Months  Years  
Show Fiscal Years

**6** **Institutions (455):** Limit by User Group

**7** **Databases (13):** Limit by Vendor

**8** **Column Totaling**   
**Show Report Settings**

**Statistics ::**  
 all  none **4**  
 Searches  
 Full-Text Views  
 Citation Views  
 Links Chosen  
 GALILEO Sessions

**Chosen (1)**  
Abraham Baldwin Agricultural College (abr1)

**Chosen (1)**  
EBSCO (ebSCO)

**Time to compile report can increase relative to the volume of data requested**  
Copyright ©1995-2010. GALILEO, USG  
last update 9/20/2010 (Firefox) caching

**Usage Statistics**  
October 12, 2010  
Vendor Report

Abraham Baldwin Agricultural College (abr1)  
Jul 2008

**9** **Export File Settings:**  
Delimiter:  ,  ;  |  tab  
**Export** **Export Data with current settings**  
**Return to Criteria Page**

**Header Frequency**  
**Only Once at Top**

		Abraham Baldwin Agricultural College (abr1)	
Vendor	Databases	Searches	Full-Text Views
EBSCO (ebSCO)	Academic Search Complete (zbac)	1,573	280
EBSCO (ebSCO)	Academic Search Premier (zbap)	n/a	n/a
EBSCO (ebSCO)	Advanced Placement Source (zbad)	17	2

Copyright ©1995-2010. GALILEO, USG

# Database Report for multiple institutions

1. Select "Reports."
2. Select "Multi-Institution" under "Reports."
3. Choose whether you want to "Show Report Settings" in the report.
4. Select the type of data you are interested in gathering (i.e. Search, Full-Text etc.) under "Statistics."
5. Under "Dates," Choose the month, year(s), or fiscal year.
6. Select multiple institutions under "Institutions."
7. Select a vendor(s) under "Databases." \*Note that when "Multi-Institution" has been selected, "Limit by Vendor" will automatically be enabled.
8. Run report ("Create Mult-Inst Rpt").
9. In the report, click on the names of the institutions you wish to see data for individual databases.
10. On the report page under "Export File Settings," you have the option to export the report.

Georgia's Virtual Library  
**GALILEO**  
An Initiative of the University System of Georgia

**Usage Statistics**  
October 12, 2010  
Multi-Institution Report

Abraham Baldwin Agricultural College (abr1)  
Agnes Scott College (asc1)  
Albany State University (alb1)

Jul 2008

**Export File Settings:**  
Delimiter:  ,  ;  |  tab

Header Frequency

Copyright ©1995-2010, GALILEO, USG

	EBSCO (ebSCO)		Encyclopaedia Britannica (britannica)	
Sites	Searches	Full-Text Views	Searches	Full-Text Views
Abraham Baldwin Agricultural College (abr1)	5,112	488	671	103
Agnes Scott College (asc1)	5,679	281	174	32
Albany State University (alb1)	1,060	199	62	24
<b>Report Totals</b>	<b>11,851</b>	<b>968</b>	<b>907</b>	<b>159</b>

Georgia's Virtual Library  
**GALILEO**  
An Initiative of the University System of Georgia

**Usage Statistics**  
Please select the criteria for the output you want  
(Need Help?) (Provide Feedback About Tool)

**1** **2** **3** **4** **5** **6** **7** **8**

**Graphs** **Reports**

**Single Institution**  
**Multi-Institution**

**Databases**

Show Report Settings

**Vendor**

**Statistics ::**  
 all  none  
 Searches  
 Full-Text Views  
 Citation Views  
 Links Chosen  
 GALILEO Sessions

**Dates ::**  Months  Years  
Show Fiscal Years   
Mar 2009  
Feb 2009  
Jan 2009  
Dec 2008  
Nov 2008  
Oct 2008  
Sep 2008  
Aug 2008  
Jul 2008

**Institutions (453) ::** Limit by User Group   
Albany Technical College (albt)  
AlphaTheta Methodist Christian Academy (psal)  
Alamaha Technical College (alta)  
American Intercontinental University (amco)  
AMPALS Test Site (tamp)  
Andrew College (and1)  
Appalachian Technical College (pict)  
Appling County Schools (sapp)  
Argosy University/Atlanta (arg1)

**Chosen (3)**  
Abraham Baldwin Agricultural College  
Agnes Scott College (asc1)  
Albany State University (alb1)

**Databases (16) ::** Limit by Vendor   
ABC-Clio (abc\_clio)  
Cambridge Scientific (CSA) (cambridge)  
Chadwyck-Healey (chadwyck\_healey)  
Digital Library of Georgia (dlg)  
GALILEO (galileo)  
GALILEO/Local Resources Integration-GLRI (glri)  
Institute for Scientific Information (ISI) (isi)  
John Wiley & Sons (john\_wiley)  
Lexis-Nexis (lexis\_nexis)

**Chosen (2)**  
EBSCO (ebSCO)  
Encyclopaedia Britannica (britannica)

Time to compile report can increase relative to the volume of data requested  
Copyright ©1995-2010, GALILEO, USG  
last update 9/20/2010 (Firefox) caching

Georgia's Virtual Library  
**GALILEO**  
An Initiative of the University System of Georgia

**Usage Statistics**  
October 12, 2010  
Single Institution Report

Abraham Baldwin Agricultural College (abr1)

Jul 2008

**10**

**Export File Settings:**  
Delimiter:  ,  ;  |  tab

Header Frequency

Copyright ©1995-2010, GALILEO, USG

Vendor	Databases	Searches	Full-Text Views
EBSCO (ebSCO)	Academic Search Complete (zbac)	1,573	280
EBSCO (ebSCO)	Academic Search Premier (zbp)	n/a	n/a
EBSCO (ebSCO)	Advanced Placement Source (zbad)	17	2
EBSCO (ebSCO)	AGRICOLA (zbag)	52	n/a
EBSCO (ebSCO)	Alt HealthWatch (zbah)	117	20

# Vendor Report for multiple institutions

1. Select "Reports."
2. Select "Vendor" under "Reports."
3. Choose whether you want to include "Column Totaling" or "Show Report Settings" in the report.
4. Select the type of data you are interested in gathering (i.e. Search, Full-Text etc.) under "Statistics."
5. Under "Dates," Choose the month, year(s), or fiscal year.
6. Select multiple institutions under "Institutions."
7. Select a vendor or vendors under "Databases."
8. Run report ("Create Vendor Rpt").
9. On the report page under "Export File Settings, you have the option to export the report.

**Usage Statistics**  
Please select the criteria for the output you want  
(Need Help?) (Provide Feedback About Tool)

Reset All Choices to Defaults

**1** **Graphs:** **Reports**

**2** **Single Institution**  
**Multi-Institution**  
**Vendor**

**3** **Institutions**  
**Databases**

**4** **Statistics ::**  
all none  
 Searches  
 Full-Text Views  
 Citation Views  
 Links Chosen  
 GALILEO Sessions

**5** **Dates ::**  Months  Years  
Show Fiscal Years   
Mar 2009  
Feb 2009  
Jan 2009  
Dec 2008  
Nov 2008  
Oct 2008  
Sep 2008  
Aug 2008  
Jul 2008

**6** **Institutions (454) ::** Limit by User Group   
Albany State University (alb1)  
Albany Technical College (albt)  
Alpharetta Methodist Christian Academy (psal)  
Altamaha Technical College (alta)  
American Intercontinental University (emco)  
AMPALS Test Site (tamp)  
Andrew College (and1)  
Appalachian Technical College (pict)  
Applying County Schools (sapp)

**7** **Databases (16) ::** Limit by Vendor   
ABC-Clio (abc\_clio)  
Cambridge Scientific (CSA) (cambridge)  
Chadwyck-Healey (chadwyck\_healey)  
Digital Library of Georgia (dlg)  
Encyclopaedia Britannica (britannica)  
GALILEO (galileo)  
GALILEO/Local Resources Integration-GLRI (glri)  
Institute for Scientific Information (ISI) (isi)  
John Wiley & Sons (john\_wiley)

**8** **Create Vendor Rpt**

Time to compile report can increase relative to the volume of data requested  
Copyright ©1995-2010. GALILEO, USG  
last update 9/20/2010 (Firefox) caching

**Usage Statistics**  
October 12, 2010  
Vendor Report

**9** **Abraham Baldwin Agricultural College (abr1)**  
**Agnes Scott College (asc1)**  
Jul 2008

**Export File Settings:**  
Delimiter: , ; | | tab  
   
  
Header Frequency: **Only Once at Top**

		Abraham Baldwin Agricultural College (abr1)		Agnes Scott College (asc1)	
Vendor	Databases	Searches	Full-Text Views	Searches	Full-Text Views
EBSCO (ebco)	Academic Search Complete (shad)	1,573	280	1,078	168
EBSCO (ebco)	Academic Search Premier (shap)	n/a	n/a	n/a	n/a
EBSCO (ebco)	Advanced Placement Source (shad)	17	2	35	5

Copyright ©1995-2010. GALILEO, USG

# Tips on Making the Most of GALILEO Usage Reports (1/3)

- What Does This Information Mean?
  - “GALILEO Sessions” are like patron gate counts
  - “Links Chosen” indicate something about the relative popularity OR visibility of the resource to users
  - “Searches” indicate something about the amount of use a resource is getting
  - “Full-Text Views” represent the culmination of the research process and can be translated into cost-per-use

# Tips on Making the Most of GALILEO Usage Reports (2/3)

- How Can This Information Be Useful?
  - Use electronic resource usage statistics to
    - Demonstrate value to patrons both on- and off-site in monthly, annual, and accountability reports
    - Inform selection and cancellation decisions
      - cost-per-use
    - Justify expenditures
      - cost-avoidance (serials purchasing, ILL costs, pay-per-view)
  - Remember that low(er) use does not always equate to low(er) value
  - Look for trends in usage to help predict staffing, resource, and collection needs

# Tips on Making the Most of GALILEO Usage Reports (3/3)

- Working with Charts, Graphs, and Exported Data
  - Experiment with the advanced reporting tool to get the output that you want
  - Selection options build sequentially starting with date
  - Right-click on graphs to save as PNG files for use in reports and other communications
  - Export data in .csv or other delimited format for local aggregation

# If you need help...

Contact GALILEO Staff:

<http://www.galileo.usg.edu/contact/>